

# VISUAL COMFORT & CO. TEST REPORT

## SCOPE OF WORK

Electrical and Photometric tests as required to the IESNA test standard.

## MODEL NUMBER

E4PSLRD-8306-W

## REPORT NUMBER

104206403CHI-104D

## ISSUE DATE

August 14, 2020

## REVISION DATE

None

## DOCUMENT CONTROL NUMBER

TBD

© 2017 INTERTEK



**REPORT NO.: 104206403CHI-104D**

**REPORT DATE: August 14, 2020**

**TEST REPORT**

TEST OF ONE E4PSL 65DEG 700MA

MODEL NO. E4PSLRD-8306-W  
LED MODEL NO. BRIDGELUX BXRE-\*\*E2000-C-83  
DRIVER MODEL NO. ERP 255ESS030W700

RENDERED TO:

VISUAL COMFORT & CO.  
7400 LINDER AVE.  
SKOKIE IL 60077

**STATEMENT OF LIMITATIONS**

NVLAP Lab Code 600186-0. This report must not be used by the client to claim product certification, approval, or endorsement by NVLAP, NIST, or any agency of the federal government.

**AUTHORIZATION**

The testing performed was authorized by signed quote number Qu-01080748-1.

**STANDARDS USED**

IESNA LM-79 - 2008: Electrical and Photometric Measurements of Solid State Lighting

**DESCRIPTION OF SAMPLE**

The client submitted one production sample of model number E4PSLRD-8306-W. The sample was received by Intertek on July 13, 2020 in undamaged condition and one sample was tested as received. The sample designation was AH07132020091733.

**DATE OF TESTS**

August 5, 2020.

**REPORT NO.: 104206403CHI-104D**

**REPORT DATE: August 14, 2020**

**TEST REPORT**

**SUMMARY**

<b>MODEL NO:</b>	E4PSLRD-8306-W
<b>DESCRIPTION:</b>	E4PSL 65deg 700mA

CRITERIA	RESULTS
Lumen Output (lumens)	2070.8
Input Power (W) @ 120 (VAC)	27.35
Lumen Efficacy (lm/W)	75.7
Input Power Factor ( ) @ 120 (VAC)	0.984

**EQUIPMENT LIST**

EQUIPMENT USED	MODEL NO.	CONTROL NO.	LAST CAL DATE	CAL DUE DATE
Yokogawa Power Meter	WT210	146919	7/1/2020	7/1/2021
Omega Thermometer	DPI8-C24	146920	10/3/2019	10/3/2020
LSI High Speed Mirror Goniometer	6440T	146928	VBV	VBV
Newport Thermohygrometer	iServer	146957	12/2/2019	12/2/2020
Pacific, AC Power Supply	118-ACX	CHI0153	VBV	VBV

**REPORT NO.: 104206403CHI-104D**

**REPORT DATE: August 14, 2020**

**TEST REPORT**

**TEST METHODS**

**SEASONING IN SAMPLE ORIENTATION - LED PRODUCTS**

No seasoning was performed in accordance with IESNA LM-79.

**PHOTOMETRIC AND ELECTRICAL MEASUREMENTS - DISTRIBUTION METHOD**

A Type C Mirror Goniometer was used to measure the intensity (candelas) at each angle of distribution for the SSL sample.

Ambient temperature was measured equal to the height of the sample mounted on the goniometer equipment. The SSL sample was operated on the client provided driver at rated input volts in its designated orientation. The SSL sample was allowed to stabilize for at least thirty minutes before measurements were made. Stabilization procedures to LM-79 were followed. Electrical measurements including voltage, current, and power were measured using a power analyzer.

REPORT NO.: 104206403CHI-104D

REPORT DATE: August 14, 2020

TEST REPORT

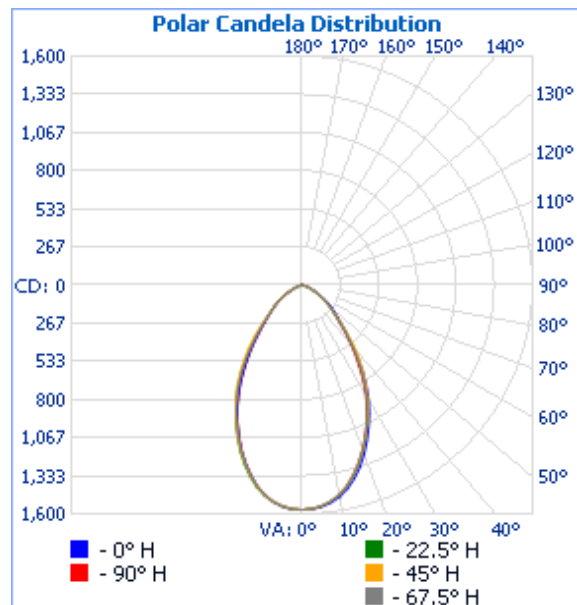
RESULTS OF TESTS

PHOTOMETRIC AND ELECTRICAL MEASUREMENTS - DISTRIBUTION METHOD (25°C +/- 1°C)

INTERTEK CONTROL NO.	BASE POSITION	INPUT VOLTAGE (VAC)	INPUT CURRENT (mA)	INPUT POWER (W)	INPUT POWER FACTOR ( )	LIGHT OUTPUT (lm)	LUMEN EFFICACY (lm/W)
AH07132020091733	Base Up	120.0	231.6	27.35	0.984	2070.8	75.7

INTENSITY SUMMARY - CANDELAS

Angle	0	22.5	45	67.5	90
0	1571	1571	1571	1571	1571
5	1556	1550	1549	1549	1551
10	1504	1490	1487	1485	1488
15	1401	1379	1373	1372	1373
20	1258	1232	1229	1224	1225
25	1094	1069	1070	1061	1057
30	924	901	908	893	882
35	732	717	734	709	690
40	544	533	563	522	511
45	394	381	389	370	366
50	297	274	273	267	275
55	222	200	194	197	207
60	147	134	132	136	137
65	90	83	83	85	84
70	51	46	46	48	47
75	23	21	22	22	21
80	12	10	10	10	10
85	6	5	4	5	5
90	0	0	0	0	0



REPORT NO.: 104206403CHI-104D

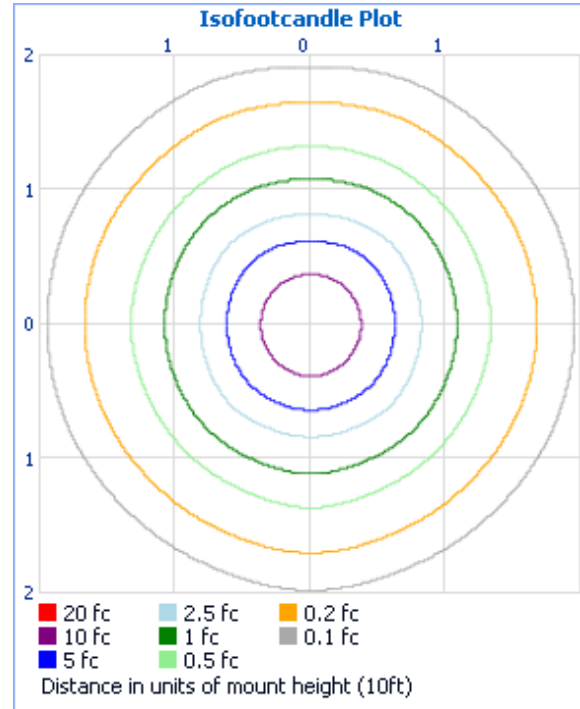
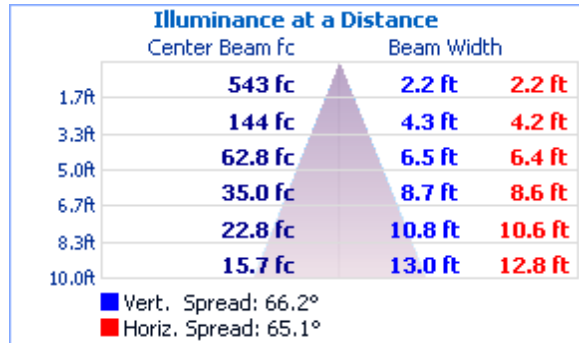
REPORT DATE: August 14, 2020

TEST REPORT

RESULTS OF TESTS

PHOTOMETRIC AND ELECTRICAL MEASUREMENTS - DISTRIBUTION METHOD (25°C +/- 1°C)

MOUNTING HEIGHT: 10ft	
ILLUMINANCE - CONE OF LIGHT	ISOILLUMINATION PLOT



ZONAL LUMEN SUMMARY AND PERCENTAGES


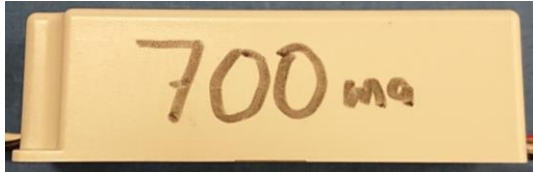
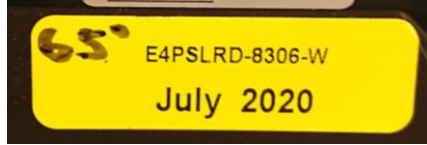
ZONE	LUMENS	% LUMINAIRE
0-30	1021.5	49.3
0-40	1469.9	71.0
0-60	1952.3	94.3
60-90	118.4	5.7
70-100	32.1	1.6
90-120	0.0	0.0
0-90	2070.8	100.0
90-180	0.0	0.0
0-180	2070.8	100.0

ZONE	LUMENS	% LUMINAIRE
0-10	146.1	7.1
10-20	385.0	18.6
20-30	490.4	23.7
30-40	448.3	21.7
40-50	301.3	14.6
50-60	181.1	8.7
60-70	86.3	4.2
70-80	26.4	1.3
80-90	5.7	0.3

**REPORT NO.: 104206403CHI-104D**  
**REPORT DATE: August 14, 2020**

**TEST REPORT**

**PICTURES**



**CONCLUSION**

The results tabulated in this report are representative of the actual test samples submitted for this report only. The data is provided to the client for further evaluation. Compliance to the referenced specification requirements was not determined in this report.

In Charge Of Tests:

*Ian Smith*

Ian Smith  
Engineer  
Lighting Division

Report Reviewed By:

*Jeffrey Davis*

Jeff Davis  
N.A. Technical Lead  
Lighting Division

Attachments: IES File

**REVISION HISTORY**

JOB NUMBER	DATE OF REVISION	PROJECT HANDLER	REVIEWED BY	REVISION NOTE
None				